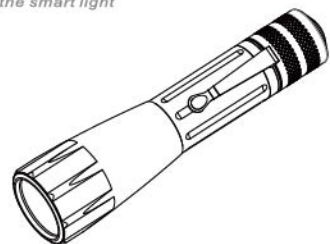


**NEXTORCH.**  
the smart light

OPERATOR'S MANUAL  
使用说明书  
FLASHLIGHT



**P2 AAA**

Learn more on [www.nextorch.com](http://www.nextorch.com)

请登陆：[www.nextorch.com](http://www.nextorch.com) 获取更多详尽的产品资讯。

English

Congratulations on purchasing our NEXTORCH® flashlight. You have chosen a high quality product designed from the latest technology. For the best use of this product, please read the instruction manual carefully.

**SPECIFICATION**

Bulb	CREE® XM-L T6
Battery	3*AAA batteries
Output	320 Lumens / 110 Lumens / 40 Lumens / 9 Lumens / Strobe
Run Time	3h10min / 10h / 35h / 240h / 7h
Beam Distance	160m / 524.93'
Waterproof	IPX-4
Impact Resistant	1m / 3.28'
Body Material	Aerospace grade aluminum 6061-T6 with hard-anodized finish
Lens Material	Anti-scratch Polycarbonate Lens
Dimensions	Length: 159mm/6.26" Head diameter: 39.3mm/1.55" Body Diameter: 27.6mm/1.09"
Weight	177g / 6.24 oz (Without battery)

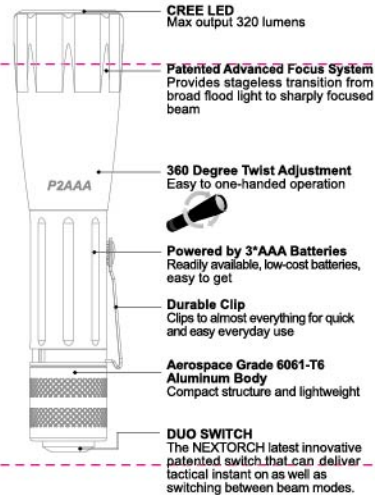
中文

尊敬的用户，恭喜您拥有了纳丽德手电。它选用最好的材料，经科学的设计，精密的制造工艺，呈现在您的面前。为了您能对我们的产品有全面的了解，请仔细阅读我们为您准备的《使用说明书》。

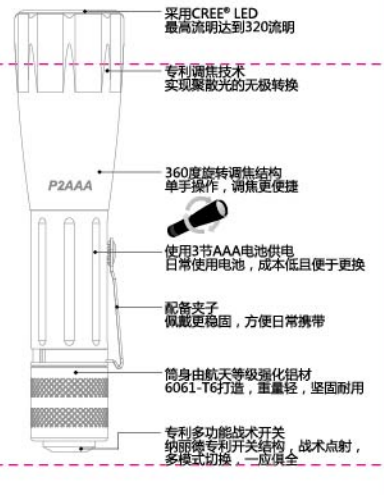
**参数**

灯泡	CREE® XM-L T6
电源	3节AAA电池
亮度	320流明 / 110流明 / 40流明 / 9流明 / 爆闪
续航时间	3小时10分钟 / 10小时 / 35小时 / 240小时 / 7小时
照射距离	160米
防水等级	IPX-4
抗摔高度	1米
筒身材料	航天等级强化铝材6061-T6 经II型硬质阳极氧化表面处理
镜片材料	镀增透膜PC镜片
尺寸	筒长：159毫米；筒身直径：39.3毫米； 筒头直径：27.6毫米
重量	170克（不含电池）

**FEATURES**

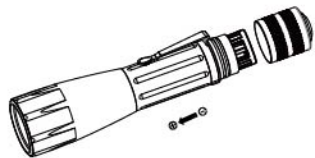


**产品特点**



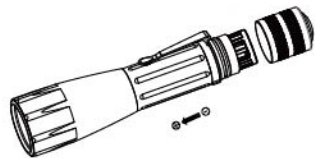
**QUICK START GUIDE**

• BATTERY INSTALLATION



**快速入门**

• 电池安装

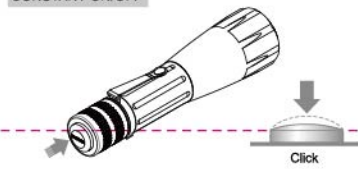


• ON/OFF

Momentary ON/OFF



CONSTANT ON/OFF



MODE SWITCH



DOUBLE-CLICK STROBE



FOCUS ADJUSTMENT



**NOTICE**

1. Do not shine directly into eyes as the powerful light could cause a permanent injury.
2. Do not dismantle the bulb assembly.

**MAINTENANCE**

To keep your flashlight in perfect working condition, follow the instructions below.

- (1) Clean your flashlight with a soft clean cloth.
- (2) Wash the flashlight with fresh water after using in the seawater or caustically liquid, and dry it with warm air.
- (3) When the tail cap does not rotate smoothly, apply silicone grease on the "O" ring (You can buy the silicone grease in outdoor or hardware shops.)
- (4) Please remove the battery and keep them dry and cool when they are not in use for an extended period of time.

**ACCESSORIES**

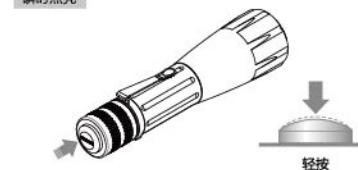
NEXTORCH® offers a full range of product accessories suited for your flashlight. Learn more on [www.nextorch.com](http://www.nextorch.com). Compatible accessories for P2 AAA: SL6, SL6, V1, LT2113, RM81, RM82, RM84

**LIMITED LIFETIME WARRANTY**

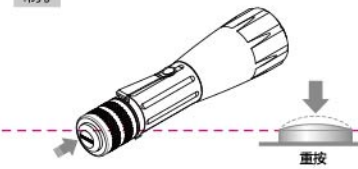
1. NEXTORCH® warrants that this product is free from manufacturing defects. NEXTORCH® will repair or replace any defective flashlight, please contact your local dealer or send an email to [info@nextorch.com](mailto:info@nextorch.com).
2. The consumer will not have coverage or reimbursement under this warranty if the product has been subjected to abnormal use, unauthorized modifications or unauthorized repair.
3. Rechargeable batteries will be under warranty within one year from the date of purchase.
4. All of the original accessories that are delivered with this product (rechargeable batteries excluded) are not covered under this warranty.

• 打开/关闭

瞬时点亮



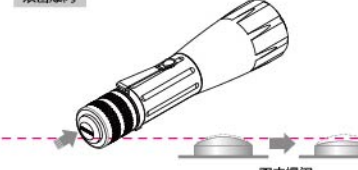
常亮



模式切换



双击爆闪



调焦



**P2 AAA 安全使用指南**

1. 请不要将光线直射入人的眼睛，较强的光线会对眼睛造成永久性伤害。
2. 请不要拆解灯头，以免造成反光杯或灯泡损伤。

**P2 AAA 保养注意事项**

每次使用后，请遵循以下几点对电筒进行必要的保养，使其能继续为您提供高质量的服務。

- (1) 每次使用后，请用干净的软布对电筒进行擦拭。
- (2) 当电筒在沾染海水或腐蚀性液体时，请及时用清水清洗，并用电风吹干。（您可以到专业的户外店、五金店购买到此类产品，或使用由纳丽德为您准备的专业硅脂，请参考后面的附件说明。
- (3) 当灯头及尾盖拧动不畅时，请在接口处涂少许硅脂。
- (4) 电筒在不使用时，请将电池取出，放在阴凉处保存。

**附件支持**

为了满足您对电筒的不同需求，并使电筒得到全面的维护，我们设计了一系列的配件。请根据您的个人需要进行选择，如需详细了解附件参数，请登陆网站[www.nextorch.com](http://www.nextorch.com). P2 AAA可用配件: SL6, SL6, V1, LT2113, RM81, RM82, RM84

**纳丽德终身保修条款**

1. 纳丽德承诺：因产品本身出现的质量问题及缺陷，纳丽德将提供终身免费维修服务或更换服务。
2. 因使用不当或擅自改装、维修而引起的产品缺陷、损坏，不在终身保修范围之内。
3. 充电电池保修期限为自购买日起一年之内。
4. 所有随产品附带的配件（充电电池除外），不在保修范围之内。

名称：P2 AAA说明书  
软件：Illustrator 15  
颜色：K  
分辨率：300 dpi  
成品尺寸：110mmX53mm  
展开尺寸：110mmX265mm  
印刷说明：105克铜版纸单色双面印刷  
刀膜说明：—— 啤线  
- - - - 折叠线  
是否转曲：已转曲线